

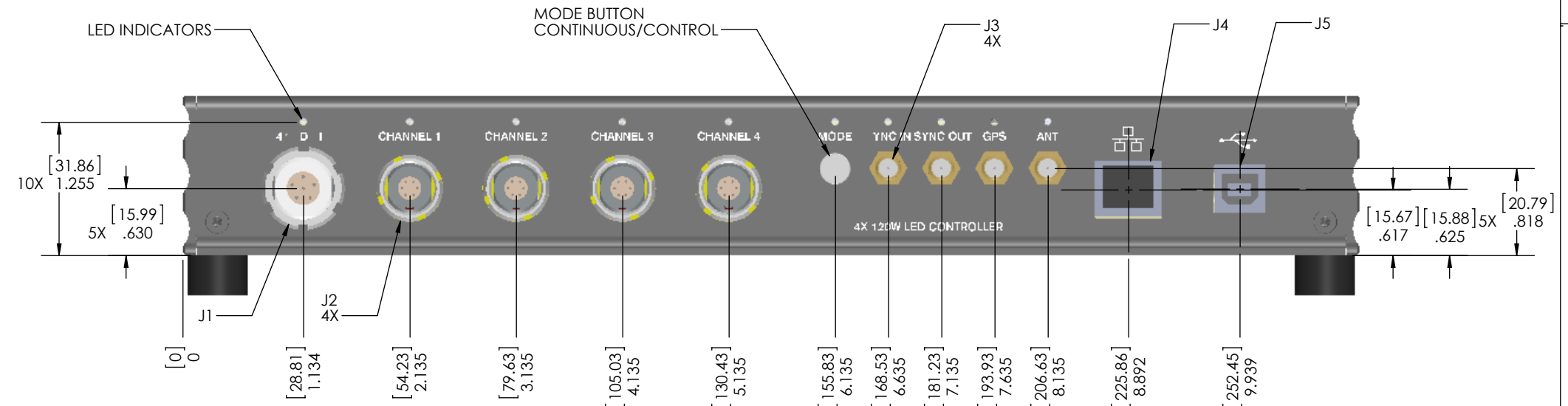
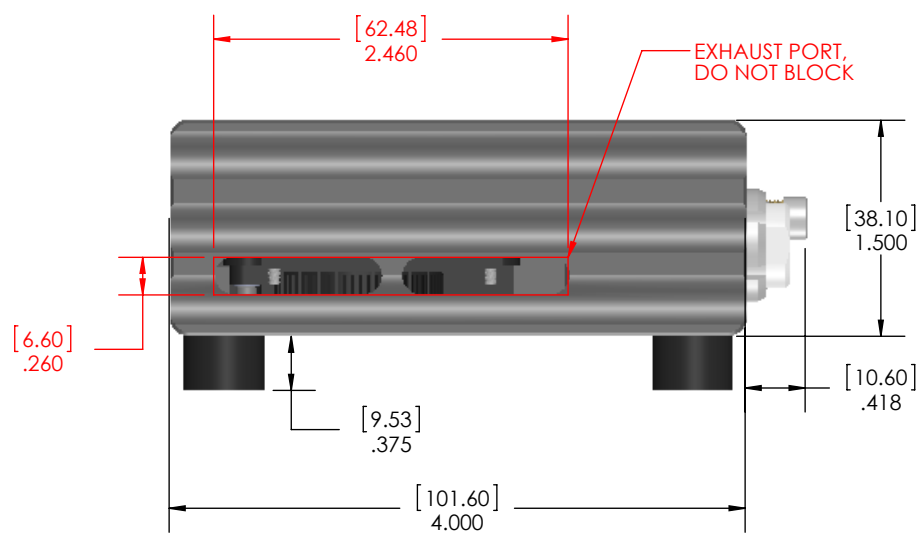
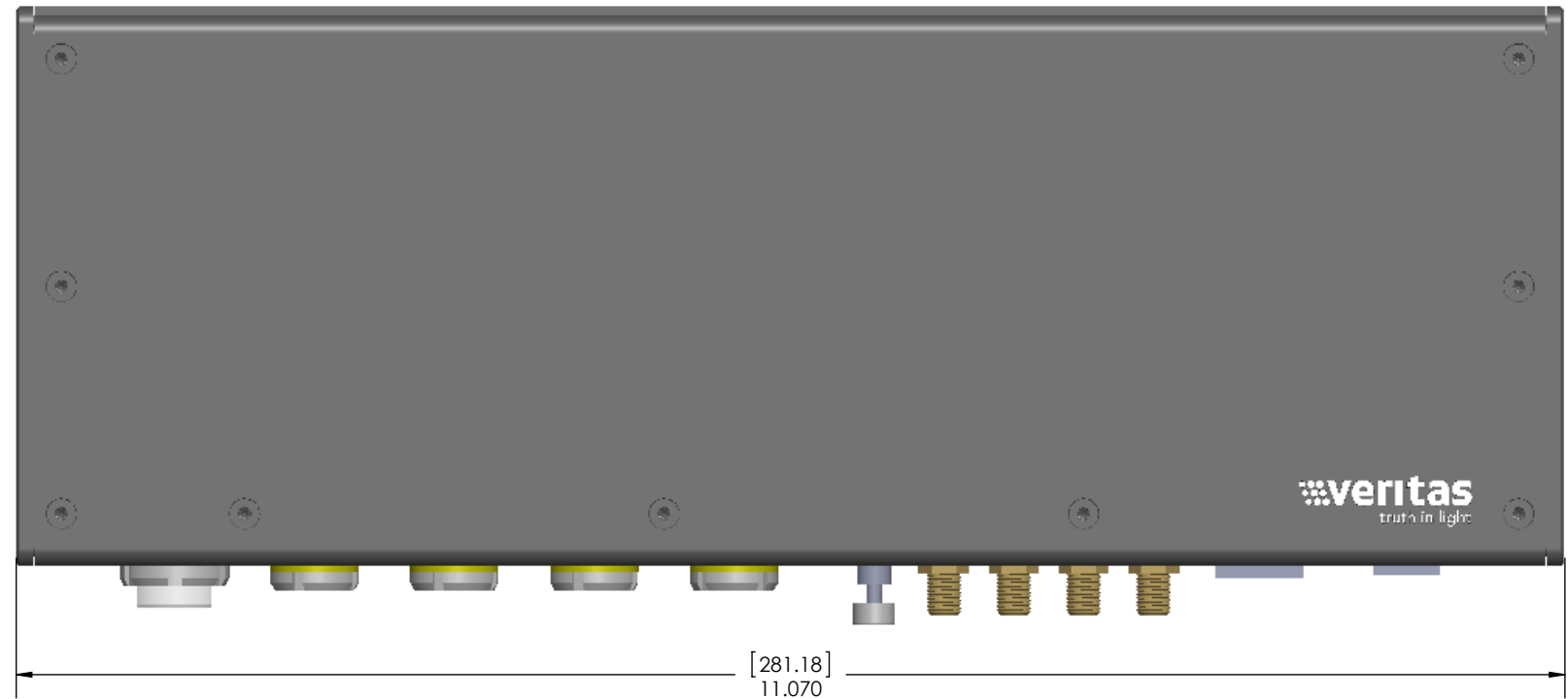
INTERFACE CONTROL DOCUMENT

CONNECTORS:

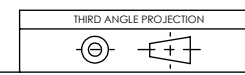
- J1: POWER: 48V DC IN, 16A
6-PIN, SIZE 2, B-SERIES LEMO
LEMO P/N: ECG.2B.306
MATING CONENCTOR:
- J2: CHANNEL SIGNAL/POWER CABLE
7-PIN, SIZE 1, B-SERIES LEMO, ALTERNATE KEY: A
LEMO P/N: ECA.1B.307
MATING CONNECTOR: FGA.1B.307 OR SIMILAR STRAIGHT
PLUG LEMO CONNECTOR
- J3: SYNC IN, SYNC OUT, GPS, WiFi (APPROPRIATELY LABELED)
SMA, JACK, MALE SOCKET, 50 OHM IMPEDEANCE
MATING CONNECTOR:
- J4: SIGNAL CONTROL
LAN MODULAR JACK, 8P8C
AMPHENOL P/N: RJHSE-3380
MATING CONNECTOR: LAN MODULAR PLUG 8P8C
- J5: SIGNAL CONTROL
USB 2.0 TYPE B, RECEPTACLE STANDARD
TE CONNECTIVITY P/N:
MATING CONNECTOR: USB 2.0 TYPE B PLUG

TOP & FRONT

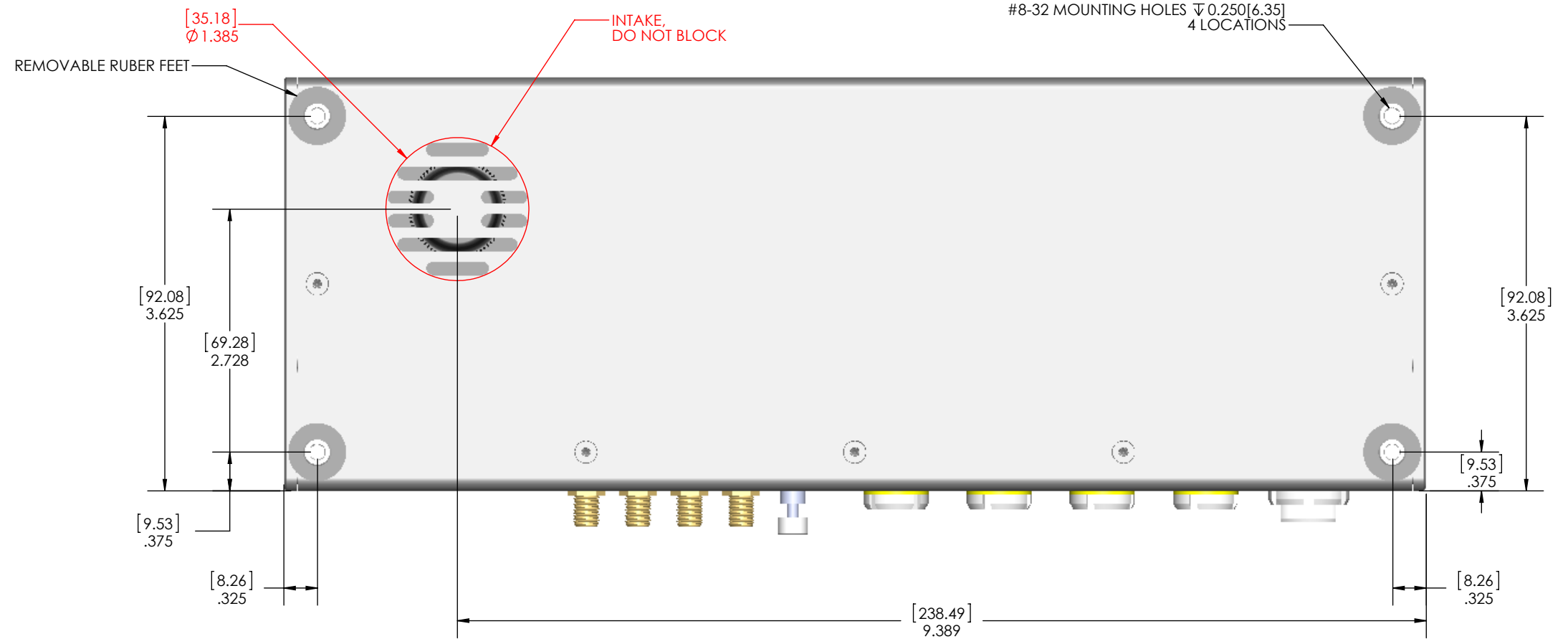
REVISIONS					
ZONE	REV.	ECO #	DESCRIPTION	DATE	APPROVED
	A	ECO-14-009	INITIAL RELEASE FOR PRODUCTION.	03/24/2014	B. MOAK



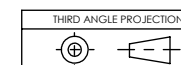
PROPRIETARY AND CONFIDENTIAL THE INFORMATION CONTAINED IN THIS DRAWING IS THE SOLE PROPERTY OF INTEGRATED DESIGN TOOLS, INC. ANY REPRODUCTION IN PART OR AS A WHOLE WITHOUT THE WRITTEN PERMISSION OF INTEGRATED DESIGN TOOLS, INC. IS PROHIBITED.	UNLESS OTHERWISE SPECIFIED: DIMENSIONS ARE IN INCHES TOLERANCES ON: FRACTIONAL DECIMAL ANGULAR $\pm 1/16$.X $\pm .03$ $\pm 1^\circ$.XX $\pm .01$.XXX $\pm .005$	PROJECT NAME: 08/12-LED SYSTEM DRAWN: B. MOAK 03/24/2014 CHECKED: B. SHUMAKER 03/24/2014 MECH. ENGINEER: B. MOAK 03/24/2014 ELECTRICAL ENGINEER: OPERATION MANAGER: PROGRAM MANAGER:	INTEGRATED DESIGN TOOLS, INC 1 WEST MOUNTAIN STREET SUITE 3 PASADENA, CA 91103 TITLE: ICD, 08/12-LED 4-CH CONT, 3RD GEN
	DO NOT SCALE DRAWING	SIZE: B DWG. NO. 1112-0900 REV A SCALE: 3:4 DATE: 3/25/2014 SHEET 1 OF 3	



BOTTOM & REAR



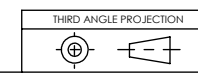
PROPRIETARY AND CONFIDENTIAL <small>THE INFORMATION CONTAINED IN THIS DRAWING IS THE SOLE PROPERTY OF INTEGRATED DESIGN TOOLS, INC. ANY REPRODUCTION IN PART OR AS A WHOLE WITHOUT THE WRITTEN PERMISSION OF INTEGRATED DESIGN TOOLS, INC. IS PROHIBITED.</small>	PROJECT NAME: 08/12-LED SYSTEM	INTEGRATED DESIGN TOOLS, INC <small>1 WEST MOUNTAIN STREET SUITE 3 PASADENA, CA 91103</small>
	UNLESS OTHERWISE SPECIFIED: DIMENSIONS ARE IN INCHES TOLERANCES ON: FRACTIONAL DECIMAL ANGULAR ± 1/16 X ± .03 ± 1° .XX ± .01 .XXX ± .005	TITLE: ICD, 08/12-LED 4-CH CONT, 3RD GEN
DO NOT SCALE DRAWING	SIZE: B	DWG. NO. 1112-0900 DATE: 3/25/2014
THIRD ANGLE PROJECTION	SCALE: 3:4	REV A SHEET 2 OF 3



ANTENNA ATTACHMENT



ANTENNA DUAL-BAND RPSMA
2.4GHz, 5GHz
CONNECT BLUE P/N: CB-ACC-53



PROPRIETARY AND CONFIDENTIAL <small>THE INFORMATION CONTAINED IN THIS DRAWING IS THE SOLE PROPERTY OF INTEGRATED DESIGN TOOLS, INC. ANY REPRODUCTION IN PART OR AS A WHOLE WITHOUT THE WRITTEN PERMISSION OF INTEGRATED DESIGN TOOLS, INC. IS PROHIBITED.</small>	PROJECT NAME: 08/12-LED SYSTEM	INTEGRATED DESIGN TOOLS, INC <small>1 WEST MOUNTAIN STREET SUITE 3 PASADENA, CA 91103</small>	
	UNLESS OTHERWISE SPECIFIED: DIMENSIONS ARE IN INCHES TOLERANCES ON: FRACTIONAL DECIMAL ANGULAR ± 1/16 X ± .03 ± 1° .XX ± .01 .XXX ± .005	TITLE: ICD, 08/12-LED 4-CH CONT, 3RD GEN	
DO NOT SCALE DRAWING	SIZE: B	DWG. NO. 1112-0900	SCALE: 3:4 DATE: 3/25/2014 SHEET 3 OF 3